

















5 200m Freestyle Men Final

Official

Total

Rank	Competitor	Age	Club	RT	PTS	Result
1	 Broadfoot ...	15	 Pirates Swi...	0.64		1:55.55 Entry: 1:57.69 -2.14
	25m: 12.59		50m: 26.85 (14.26)			
	75m: 41.43 (14.58)		100m: 56.34 (14.91)			
	125m: 1:10.85 (14.51)		150m: 1:25.87 (15.02)			
	175m: 1:40.71 (14.84)		200m: 1:55.55 (14.84)			
2	 BakerSefo I...	17	 Pirates Swi...	0.67		1:58.24 Entry: 1:59.10 -0.86
	25m: 12.79		50m: 26.98 (14.19)			
	75m: 41.65 (14.67)		100m: 56.64 (14.99)			
	125m: 1:11.78 (15.14)		150m: 1:27.48 (15.70)			
	175m: 1:43.22 (15.74)		200m: 1:58.24 (15.02)			
2	 Evans Tyron	19	 Comet Swi...	0.66		1:58.24 Entry: 2:02.44 -4.20
	25m: 12.32		50m: 26.50 (14.18)			
	75m: 41.08 (14.58)		100m: 56.00 (14.92)			
	125m: 1:11.37 (15.37)		150m: 1:27.10 (15.73)			
	175m: 1:42.99 (15.89)		200m: 1:58.24 (15.25)			
4	 Downs-Hon...	26	 Club 37	0.63		1:58.35 Entry: 1:59.16 -0.81
	25m: 13.52		50m: 28.27 (14.75)			
	75m: 43.68 (15.41)		100m: 59.07 (15.39)			
	125m: 1:13.96 (14.89)		150m: 1:28.77 (14.81)			
	175m: 1:43.64 (14.87)		200m: 1:58.35 (14.71)			
5	 O'Connor-...	16	 Pirates Swi...	0.69		1:58.80 Entry: 2:00.58 -1.78
	25m: 13.13		50m: 27.68 (14.55)			
	75m: 42.48 (14.80)		100m: 57.44 (14.96)			
	125m: 1:12.42 (14.98)		150m: 1:27.82 (15.40)			
	175m: 1:43.45 (15.63)		200m: 1:58.80 (15.35)			
6	 Skidmore S...	16	 Trojans Swi...	0.69		1:59.11 Entry: 1:59.46 -0.35
	25m: 12.36		50m: 26.45 (14.09)			
	75m: 41.35 (14.90)		100m: 56.48 (15.13)			
	125m: 1:11.70 (15.22)		150m: 1:27.43 (15.73)			
	175m: 1:43.33 (15.90)		200m: 1:59.11 (15.78)			
7	 Rasmusse...	16	 Trojans Swi...	0.61		2:03.35 Entry: 2:02.58 +0.77
	25m: 13.12		50m: 27.86 (14.74)			
	75m: 42.93 (15.07)		100m: 58.50 (15.57)			
	125m: 1:14.52 (16.02)		150m: 1:30.66 (16.14)			
	175m: 1:47.20 (16.54)		200m: 2:03.35 (16.15)			
8	 Sasamoto ...	14	 Enterprise ...	0.62		2:03.51 Entry: 2:04.76 -1.25

25m: 13.72 50m: 28.45 (14.73)
 75m: 43.72 (15.27) 100m: 59.42 (15.70)
 125m: 1:15.14 (15.72) 150m: 1:31.38 (16.24)
 175m: 1:47.63 (16.25) 200m: 2:03.51 (15.88)

9



Wang Justin

15



Porirua City... 0.72

2:04.72

Entry: 2:07.43 -2.71

25m: 13.56 50m: 28.72 (15.16)
 75m: 44.02 (15.30) 100m: 1:00.06 (16.04)
 125m: 1:15.91 (15.85) 150m: 1:32.52 (16.61)
 175m: 1:49.11 (16.59) 200m: 2:04.72 (15.61)

10



Phillips Max

18



Comet Swi... 0.63

2:05.83

Entry: 2:05.83

25m: 13.71 50m: 28.75 (15.04)
 75m: 44.17 (15.42) 100m: 1:00.08 (15.91)
 125m: 1:16.09 (16.01) 150m: 1:32.53 (16.44)
 175m: 1:49.18 (16.65) 200m: 2:05.83 (16.65)

11



Latu Maxwell

15



Enterprise ... 0.64

2:06.12

Entry: 2:07.77 -1.65

25m: 13.10 50m: 27.95 (14.85)
 75m: 43.29 (15.34) 100m: 59.10 (15.81)
 125m: 1:14.98 (15.88) 150m: 1:31.65 (16.67)
 175m: 1:48.92 (17.27) 200m: 2:06.12 (17.20)

12



Ray Javarn

16



Heretaunga... 0.65

2:07.08

Entry: 2:08.46 -1.38

25m: 13.30 50m: 28.41 (15.11)
 75m: 44.11 (15.70) 100m: 1:00.46 (16.35)
 125m: 1:16.92 (16.46) 150m: 1:34.44 (17.52)
 175m: 1:51.50 (17.06) 200m: 2:07.08 (15.58)

13



Robertson ...

15



Pirates Swi... 0.55

2:09.59

Entry: 2:12.63 -3.04

25m: 13.87 50m: 29.69 (15.82)
 75m: 46.24 (16.55) 100m: 1:02.44 (16.20)
 125m: 1:18.95 (16.51) 150m: 1:35.97 (17.02)
 175m: 1:52.90 (16.93) 200m: 2:09.59 (16.69)

14



Alexander ...

13



Enterprise ... 0.50

2:10.33

Entry: 2:11.34 -1.01

25m: 14.07 50m: 29.72 (15.65)
 75m: 46.04 (16.32) 100m: 1:02.65 (16.61)
 125m: 1:19.60 (16.95) 150m: 1:36.72 (17.12)
 175m: 1:53.84 (17.12) 200m: 2:10.33 (16.49)

15



Botes Phoe...

13



Napier Aqu... 0.63

2:10.84

Entry: 2:17.59 -6.75

25m: 13.91 50m: 29.53 (15.62)
 75m: 45.83 (16.30) 100m: 1:02.64 (16.81)
 125m: 1:19.87 (17.23) 150m: 1:37.22 (17.35)
 175m: 1:54.38 (17.16) 200m: 2:10.84 (16.46)

16



Alexander ...

15





Enterprise ... 0.60


2:12.14

Entry: 2:12.40 -0.26



25m: 13.93 50m: 29.42 (15.49)
 75m: 45.55 (16.13) 100m: 1:02.36 (16.81)
 125m: 1:19.49 (17.13) 150m: 1:37.07 (17.58)
 175m: 1:54.94 (17.87) 200m: 2:12.14 (17.20)

17  Carlisle Aiden 13  Napier Aqu... 0.67 **2:12.92**
 Entry: 2:19.53 -6.61


25m: 14.15 50m: 30.67 (16.52)
 75m: 47.33 (16.66) 100m: 1:04.75 (17.42)
 125m: 1:22.31 (17.56) 150m: 1:39.51 (17.20)
 175m: 1:56.66 (17.15) 200m: 2:12.92 (16.26)

18  Kinsella AJ 16  Comet Swi... 0.54 **2:16.04**
 Entry: 2:15.92 +0.12

25m: 14.70 50m: 31.45 (16.75)
 75m: 48.91 (17.46) 100m: 1:06.21 (17.30)
 125m: 1:23.73 (17.52) 150m: 1:41.15 (17.42)
 175m: 1:59.00 (17.85) 200m: 2:16.04 (17.04)

19  Braybrook ... 17  Comet Swi... 0.69 **2:18.69**
 Entry: 2:21.91 -3.22

25m: 14.87 50m: 32.13 (17.26)
 75m: 49.64 (17.51) 100m: 1:07.74 (18.10)
 125m: 1:25.79 (18.05) 150m: 1:44.03 (18.24)
 175m: 2:01.21 (17.18) 200m: 2:18.69 (17.48)

20  Matthews-... 14  Enterprise ... 0.71 **2:22.41**
 Entry: 2:34.68 -12.27



25m: 15.80 50m: 33.67 (17.87)
 75m: 51.29 (17.62) 100m: 1:09.66 (18.37)
 125m: 1:29.37 (19.71) 150m: 1:48.33 (18.96)
 175m: 2:06.53 (18.20) 200m: 2:22.41 (15.88)

21  Wiley Daniel 15  Heretaunga... 0.65 **2:22.77**
 Entry: 2:23.41 -0.64

25m: 14.69 50m: 22.93 (8.24)
 75m: 49.49 (26.56) 100m: 1:07.60 (18.11)
 125m: 1:26.66 (19.06) 150m: 1:45.48 (18.82)
 175m: 2:04.82 (19.34) 200m: 2:22.77 (17.95)

22  Birkett Tho... 14  Heretaunga... 0.70 **2:23.32**
 Entry: 2:26.51 -3.19

25m: 13.96 50m: 30.44 (16.48)
 75m: 48.71 (18.27) 100m: 1:08.01 (19.30)
 125m: 1:27.51 (19.50) 150m: 1:46.82 (19.31)
 175m: 2:05.72 (18.90) 200m: 2:23.32 (17.60)

23  Wang Chao 11  Porirua City... **2:26.34**
 Entry: 2:28.24 -1.90

25m: 15.71 50m: 33.58 (17.87)
 75m: 52.36 (18.78) 100m: 1:11.59 (19.23)
 125m: 1:30.99 (19.40) 150m: 1:50.34 (19.35)
 175m: 2:08.97 (18.63) 200m: 2:26.34 (17.37)

24  Kendrick R... 14  Heretaunga... 0.51 **2:27.48**
 Entry: 2:34.68 -7.20

25m: 15.38 50m: 32.74 (17.36)
 75m: 51.00 (18.26) 100m: 1:09.99 (18.99)
 125m: 1:29.63 (19.64) 150m: 1:49.52 (19.89)
 175m: 2:09.00 (19.48) 200m: 2:27.48 (18.48)

25



Hutton Nash

13



Trojans Swi... 0.71

2:27.94

Entry: 2:29.82 -1.88

25m: 16.11 50m: 34.06 (17.95)
 75m: 52.63 (18.57) 100m: 1:11.58 (18.95)
 125m: 1:30.89 (19.31) 150m: 1:50.46 (19.57)
 175m: 2:09.84 (19.38) 200m: 2:27.94 (18.10)

26



Wickham G...

13



Heretaunga... 0.63

2:35.73

Entry: 2:41.92 -6.19

25m: 16.29 50m: 34.73 (18.44)
 75m: 53.84 (19.11) 100m: 1:14.27 (20.43)
 125m: 1:35.04 (20.77) 150m: 1:55.80 (20.76)
 175m: 2:15.70 (19.90) 200m: 2:35.73 (20.03)

27



Potaka-Os...

12



Napier Aqu... 0.81

2:36.53

Entry: 2:58.60 -22.07

25m: 17.94 50m: 2:11.70 (1:53.76)
 75m: 1:01.12 100m: 2:58.14 (1:57.02)
 125m: 1:48.21 150m:
 175m: 2:36.53 (2:36.53) 200m:

28



Kinsella Gus

14



Comet Swi... 0.33

2:36.75

Entry: 2:39.34 -2.59

25m: 16.19 50m: 35.19 (19.00)
 75m: 54.42 (19.23) 100m: 1:14.39 (19.97)
 125m: 1:34.93 (20.54) 150m: 1:55.81 (20.88)
 175m: 2:17.14 (21.33) 200m: 2:36.75 (19.61)

29



Redgewell ...

12



Pirates Swi... 0.61

2:38.54

Entry: 3:06.25 -27.71

25m: 15.79 50m: 34.17 (18.38)
 75m: 54.27 (20.10) 100m: 1:14.95 (20.68)
 125m: 1:36.23 (21.28) 150m: 1:57.85 (21.62)
 175m: 2:18.56 (20.71) 200m: 2:38.54 (19.98)

30



Reid Couper

13



Enterprise ... 0.71

2:39.63

Entry: 2:45.34 -5.71

25m: 16.88 50m: 36.05 (19.17)
 75m: 56.76 (20.71) 100m: 1:17.09 (20.33)
 125m: 1:38.14 (21.05) 150m: 1:59.29 (21.15)
 175m: 2:20.86 (21.57) 200m: 2:39.63 (18.77)

31



Thorpe Benji

11



Enterprise ... 0.64

2:49.16

Entry: 2:56.48 -7.32

25m: 17.70 50m: 38.37 (20.67)
 75m: 59.06 (20.69) 100m: 1:21.13 (22.07)
 125m: 1:43.25 (22.12) 150m: 2:06.13 (22.88)
 175m: 2:29.57 (23.44) 200m: 2:49.16 (19.59)

32



Everton Lu...

11





Trojans Swi... 0.49

2:52.07

Entry: 3:13.98 -21.91

25m: 18.06 50m: 38.57 (20.51)
 75m: 1:00.03 (21.46) 100m: 1:22.51 (22.48)
 125m: 1:45.90 (23.39) 150m: 2:09.56 (23.66)
 175m: 2:31.83 (22.27) 200m: 2:52.07 (20.24)

33  Kavanagh ... 11  Greendale ... 0.71 **2:52.40**
 Entry: 2:58.78 -6.38



25m: 18.53 50m: 39.49 (20.96)
 75m: 1:01.35 (21.86) 100m: 1:23.89 (22.54)
 125m: 1:47.43 (23.54) 150m: 2:10.09 (22.66)
 175m: 2:32.42 (22.33) 200m: 2:52.40 (19.98)

34  Conyers Jo... 11  Trojans Swi... 0.64 **2:57.77**

25m: 17.96 50m: 39.26 (21.30)
 75m: 1:02.36 (23.10) 100m: 1:25.87 (23.51)
 125m: 1:49.87 (24.00) 150m: 2:13.93 (24.06)
 175m: 2:37.70 (23.77) 200m: 2:57.77 (20.07)

35  Harper Tho... 11  Trojans Swi... **3:00.59**

25m: 18.06 50m: 40.14 (22.08)
 75m: 1:03.29 (23.15) 100m: 1:27.04 (23.75)
 125m: 1:52.31 (25.27) 150m: 3:00.70 (1:08.39)
 175m: 2:39.31 200m: 3:00.59 (21.28)

36  Renall Lachie 12  Heretaunga... 0.51 **3:04.84**
 Entry: 3:06.98 -2.14

25m: 18.25 50m: 3:05.15 (2:46.90)
 75m: 1:03.17 100m:
 125m: 1:52.04 (1:52.04) 150m:
 175m: 2:41.15 (2:41.15) 200m: 3:04.84 (23.69)

37  Geary Wire... 11  Trojans Swi... 0.47 **3:13.15**



25m: 18.34 50m: 40.00 (21.66)
 75m: 1:04.54 (24.54) 100m: 1:29.39 (24.85)
 125m: 1:55.49 (26.10) 150m: 2:22.06 (26.57)
 175m: 2:47.66 (25.60) 200m: 3:13.15 (25.49)

38  Tietjen Fre... 11  Enterprise ... **3:22.01**
 Entry: 3:15.19 +6.82

25m: 20.10 50m: 43.91 (23.81)
 75m: 1:10.06 (26.15) 100m: 1:36.73 (26.67)
 125m: 2:03.11 (26.38) 150m: 2:29.82 (26.71)
 175m: 2:56.18 (26.36) 200m: 3:22.01 (25.83)

39  Gasson Gu... 11  Napier Aqu... **3:23.25**

25m: 18.96 50m: 42.23 (23.27)
 75m: 1:08.04 (25.81) 100m: 1:35.08 (27.04)
 125m: 2:02.38 (27.30) 150m: 2:29.46 (27.08)
 175m: 2:57.53 (28.07) 200m: 3:23.25 (25.72)

40  Roderick M... 10  Napier Aqu... **3:25.37**
 Entry: 3:33.52 -8.15

25m: 20.64	50m: 48.41 (27.77)
75m: 1:13.85 (25.44)	100m: 1:41.09 (27.24)
125m: 2:07.03 (25.94)	150m: 2:33.89 (26.86)
175m: 2:59.16 (25.27)	200m: 3:25.37 (26.21)